







## KELOWNA AWOS BRITISH COLUMBIA

Latitude: 49° 57' N  
Climate ID: 1123965







Longitude: 119° 22' W  
WMO ID: 71203

Elevation: 429.50 m  
TC ID: YLW

### Hourly Data Report for November 24, 2006

Hourly Data Report for November 24, 2006										
T i m e	Temp °C 	Dew Point Temp °C 	Rel Hum % 	Wind Dir 10's deg	Wind Spd km/h 	Visibility km 	Stn Press kPa 	Hmdx	Wind Chill	Weather
00:00	-0.9	-2.9	86	23	4	15.0	95.69			
01:00	-2.6	-4.3	88		0	15.0	95.72			
02:00	-2.2	-3.4	91	23	7	15.0	95.75			
03:00	-2.2	-3.4	91	6	4	15.0	95.78			
04:00	-1.5	-3.1	89		0	15.0	95.78			
05:00	-1.8	-3.1	91	36	4	15.0	95.80			
06:00	-0.8	-2.7	87	25	6	15.0	95.86			
07:00	-0.8	-3.0	85	14	6	15.0	95.91			
08:00	0.8	-2.5	79	22	4	15.0	95.97			
09:00	2.2	-1.1	79	17	7	15.0	96.03			
10:00	3.5	-3.1	62	14	4	15.0	96.05			
11:00	4.1	-2.7	61	17	4	15.0	96.08			
12:00	3.8	-3.4	59	21	13	15.0	96.07			
13:00	3.9	-3.3	59	19	9	15.0	96.08			
14:00	3.6	-2.7	63	23	9	15.0	96.10			
15:00	2.3	-3.0	68	35	7	15.0	96.13			Snow
16:00	0.9	-3.0	75	35	17	15.0	96.17			Snow
17:00	-0.7	-2.2	90	36	15	11.3	96.17		-5	Snow
18:00	-0.6	-2.5	87	35	19	15.0	96.16		-6	
19:00	-1.1	-2.5	90	35	24	1.8	96.13		-7	Snow
20:00	-1.3	-2.6	91	36	17	1.4	96.09		-6	Snow
21:00	-1.9	-3.0	92	1	17	0.6	96.10		-7	Snow
22:00	-1.7	-3.8	86	35	20	15.0	96.11		-7	
23:00	-1.9	-4.0	86	2	9	15.0	96.10			

## Hourly Data Report for November 25, 2006

Hourly Data Report for November 25, 2006										
T i m e	Temp °C 	Dew Point Temp °C 	Rel Hum % 	Wind Dir 10's deg	Wind Spd km/h 	Visibility km 	Stn Press kPa 	Hmdx	Wind Chill	Weather
00:00	-1.9	-4.2	84	1	6	15.0	96.11			
01:00	-1.9	-4.3	84	35	4	15.0	96.09			
02:00	-2.3	-4.7	84	35	6	15.0	96.07			
03:00	-3.6	-5.4	87	9	4	15.0	96.08			
04:00	-4.0	-5.5	89		0	14.5	96.04			
05:00	-4.3	-5.8	89		0	12.9	96.05			
06:00	-3.3	-5.5	85	4	4	15.0	96.05			
07:00	-3.4	-5.3	87	4	4	15.0	96.07			
08:00	-2.9	-5.2	84	7	6	15.0	96.10			
09:00	-2.5	-5.0	83	36	17	11.3	96.13		-8	Snow
10:00	-2.6	-4.8	85	35	17	2.6	96.22		-8	Snow
11:00	-2.7	-4.9	85	36	20	2.6	96.28		-9	Snow
12:00	-2.8	-5.2	84	36	15	15.0	96.31		-8	
13:00	-2.4	-5.3	80	1	17	15.0	96.33		-8	
14:00	-2.2	-7.9	65	33	20	15.0	96.38		-8	
15:00	-3.8	-9.2	66	35	11	15.0	96.44		-8	
16:00	-4.0	-9.1	68	35	17	15.0	96.43		-10	
17:00	-4.1	-9.9	64	1	11	15.0	96.49		-9	
18:00	-3.9	-9.6	65	3	7	15.0	96.49			
19:00	-4.0	-10.2	62	36	24	15.0	96.47		-11	
20:00	-4.2	-9.9	64	1	11	15.0	96.49		-9	
21:00	-4.7	-9.8	67	36	19	15.0	96.43		-11	
22:00	-4.7	-9.8	67	1	6	15.0	96.41			
23:00	-5.1	-8.7	76	36	20	4.8	96.37		-12	Snow

## Hourly Data Report for November 26, 2006

---







Hourly Data Report for November 26, 2006										
<u>T</u> <u>i</u> <u>m</u> <u>e</u>	<u>Temp</u> °C 	<u>Dew Point Temp</u> °C 	<u>Rel Hum</u> % 	<u>Wind Dir</u> 10's deg	<u>Wind Spd</u> km/h 	<u>Visibility</u> km 	<u>Stn Press</u> kPa 	<u>Hmdx</u>	<u>Wind Chill</u>	<u>Weather</u>
00:00	-5.4	-7.9	83	1	13	4.0	96.31		-11	Snow
01:00	-5.4	-8.1	81	2	9	8.0	96.25			Snow
02:00	-5.7	-8.0	84	2	7	8.0	96.20			Snow
03:00	-5.7	-7.5	87	3	4	2.3	96.12			Snow
04:00	-5.6	-7.3	88	4	4	1.9	96.05			Snow
05:00	-5.7	-7.2	89	3	4	1.9	95.95			Snow
06:00	-5.7	-7.1	90		0	1.8	95.86			Snow
07:00	-5.5	-7.1	88	3	4	2.1	95.75			Snow
08:00	-5.6	-7.0	90		0	4.8	95.62			Snow
09:00	-5.2	-7.1	86		0	8.0	95.56			Snow
10:00	-4.7	-7.1	83		0	3.4	95.46			Snow
11:00	-4.5	-6.6	85	5	4	1.4	95.32			Snow
12:00	-4.0	-6.0	86	3	9	1.9	95.12			Snow
13:00	-3.8	-5.9	85	2	19	1.8	94.96		-10	Snow
14:00	-3.8	-5.7	87	2	15	1.8	94.85		-9	Snow
15:00	-3.8	-5.7	87	1	17	1.3	94.73		-10	Snow
16:00	-4.0	-6.5	83	2	19	15.0	94.64		-10	Snow
17:00	-4.4	-6.6	85	36	28	15.0	94.55		-12	Snow
18:00	-5.2	-6.8	88	35	33	0.5	94.47		-14	Snow
19:00	-5.5	-7.2	88	35	28	1.4	94.50		-13	Snow
20:00	-5.9	-8.1	84	35	32	15.0	94.55		-14	Snow
21:00	-6.8	-9.5	81	35	35	8.0	94.65		-16	Snow
22:00	-7.8	-10.3	82	35	30	4.8	94.84		-17	Snow
23:00	-9.2	-11.8	81	34	32	2.1	95.07		-19	Snow

## Hourly Data Report for November 27, 2006

Hourly Data Report for November 27, 2006										
<u>T</u> <u>i</u> <u>m</u> <u>e</u>	<u>Temp</u> °C 	<u>Dew Point Temp</u> °C 	<u>Rel Hum</u> % 	<u>Wind Dir</u> 10's deg	<u>Wind Spd</u> km/h 	<u>Visibility</u> km 	<u>Stn Press</u> kPa 	<u>Hmdx</u>	<u>Wind Chill</u>	<u>Weather</u>
00:00	-10.3	-13.3	79	36	35	1.3	95.25		-21	Snow

01:00	-11.3	-14.3	78	35	43	1.9	95.38		-23	Snow
02:00	-11.9	-15.1	77	36	30	6.4	95.57		-22	Snow
03:00	-12.4	-16.2	73	35	33	9.7	95.70		-23	Snow
04:00	-12.6	-16.4	73	35	33	8.0	95.77		-23	
05:00	-12.8	-16.6	73	35	26	15.0	95.83		-23	
06:00	-12.9	-17.1	71	36	32	15.0	95.91		-24	
07:00	-13.3	-17.3	72	35	35	6.4	95.95		-25	
08:00	-13.7	-17.7	72	36	33	6.4	96.03		-25	Snow
09:00	-13.6	-19.0	64	34	33	15.0	96.15		-25	
10:00	-13.6	-18.1	69	34	30	15.0	96.22		-24	Snow
11:00	-14.0	-17.5	75	34	32	2.9	96.27		-25	Snow
12:00	-14.0	-16.8	79	35	26	1.9	96.33		-24	Snow
13:00	-13.9	-17.4	75	35	26	4.8	96.38		-24	Snow
14:00	-13.9	-16.8	79	35	28	8.0	96.41		-24	Snow
15:00	-14.1	-17.2	77	35	28	8.0	96.46		-25	Snow
16:00	-14.3	-18.4	71	35	22	15.0	96.56		-24	
17:00	-15.1	-19.9	67	36	15	12.9	96.61		-23	Snow
18:00	-14.5	-20.5	60	35	20	15.0	96.71		-24	
19:00	-14.7	-20.4	62	1	17	15.0	96.76		-23	
20:00	-14.7	-20.8	60	1	15	15.0	96.84		-23	
21:00	-14.7	-20.4	62	1	13	15.0	96.91		-22	
22:00	-15.0	-20.8	61	2	9	15.0	96.97			
23:00	-16.6	-21.4	66	35	11	15.0	97.04		-24	

## Hourly Data Report for November 28, 2006

Hourly Data Report for November 28, 2006										
T i m e	Temp °C 	Dew Point Temp °C 	Rel Hum % 	Wind Dir 10's deg	Wind Spd km/h 	Visibility km 	Stn Press kPa 	Hmdx	Wind Chill	Weather
00:00	-16.2	-23.8	52	36	13	15.0	97.12		-24	
01:00	-15.8	-24.7	46	2	17	15.0	97.19		-24	
02:00	-17.1	-24.2	54	36	11	15.0	97.25		-24	

03:00	-15.3	-25.0	43	1	15	15.0	97.31		-23
04:00	-15.5	-24.6	46	36	19	15.0	97.38		-25
05:00	-16.3	-24.5	49	36	15	15.0	97.47		-25
06:00	-16.3	-25.4	45	36	20	15.0	97.55		-26
07:00	-16.6	-24.8	49	34	22	15.0	97.63		-27
08:00	-17.6	-25.8	49	35	15	15.0	97.75		-26
09:00	-17.6	-25.8	49	34	15	15.0	97.83		-26
10:00	-16.9	-26.2	44	35	20	15.0	97.90		-27
11:00	-16.1	-26.3	41	34	20	15.0	97.91		-26
12:00	-15.9	-26.2	41	35	24	15.0	97.95		-26
13:00	-15.3	-26.0	40	34	17	15.0	97.97		-24
14:00	-15.9	-25.5	43	35	15	15.0	98.02		-24
15:00	-16.9	-25.6	47	35	17	15.0	98.11		-26
16:00	-18.6	-26.2	51	36	15	15.0	98.19		-27
17:00	-19.5	-25.6	58	1	6	15.0	98.24		
18:00	-20.8	-26.1	62	2	4	15.0	98.31		
19:00	-22.1	-27.6	61		0	15.0	98.40		
20:00	-22.5	-26.6	69		0	15.0	98.45		
21:00	-22.8	-27.1	68		0	15.0	98.45		
22:00	-23.6	-28.9	62		0	15.0	98.48		
23:00	-23.5	-27.6	69		0	15.0	98.50		

## Hourly Data Report for November 29, 2006

Hourly Data Report for November 29, 2006										
T i m e	Temp °C 	Dew Point Temp °C 	Rel Hum % 	Wind Dir 10's deg	Wind Spd km/h 	Visibility km 	Stn Press kPa 	Hmdx	Wind Chill	Weather
00:00	-25.1	-29.8	65		0	15.0	98.53			
01:00	-23.5	-27.9	67	5	4	15.0	98.59			
02:00	-24.3	-28.9	66	34	4	15.0	98.62			
03:00	-25.1	-29.8	65	7	4	15.0	98.63			
04:00	-25.6	-30.1	66		0	15.0	98.62			
05:00	-25.8	-31.4	59		0	15.0	98.65			
06:00	-24.2	-28.8	66		0	15.0	98.66			
07:00	-23.6	-28.0	67		0	15.0	98.68			

08:00	-22.5	-27.0	67		0	15.0	98.68			
09:00	-20.1	-26.0	59		0	15.0	98.67			Moderate Snow
10:00	-18.7	-25.6	55		0	15.0	98.64			
11:00	-17.0	-25.3	49		0	15.0	98.62			
12:00	-16.0	-24.2	49	21	4	15.0	98.53			
13:00	-15.4	-22.7	54	18	7	15.0	98.46			
14:00	-15.0	-22.1	55	19	7	15.0	98.43			
15:00	-14.5	-21.8	54	21	6	15.0	98.33			
16:00	-14.6	-18.2	74	19	6	1.3	98.23			Snow
17:00	-14.4	-17.6	77	13	4	1.8	98.16			Snow
18:00	-13.8	-16.7	79	27	4	1.0	98.00			Snow
19:00	-13.3	-16.2	79	17	4	15.0	97.97			
20:00	-12.7	-16.2	75		0	15.0	97.87			
21:00	-12.7	-15.8	78	13	4	15.0	97.74			
22:00	-12.1	-15.7	75	25	4	15.0	97.58			Snow
23:00	-12.1	-15.0	79		0	1.8	97.39			Snow

## Hourly Data Report for November 30, 2006

Hourly Data Report for November 30, 2006										
<u>T i m e</u>	<u>Temp</u> °C 	<u>Dew Point Temp</u> °C 	<u>Rel Hum</u> % 	<u>Wind Dir</u> 10's deg	<u>Wind Spd</u> km/h 	<u>Visibility</u> km 	<u>Stn Press</u> kPa 	<u>Hmdx</u>	<u>Wind Chill</u>	<u>Weather</u>
00:00	-11.8	-14.2	82		0	3.1	97.26			Snow
01:00	-11.7	-13.6	86		0	1.8	97.20			Snow
02:00	-11.4	-13.2	86		0	5.6	97.20			Snow
03:00	-10.5	-12.2	87	20	4	1.4	97.27			Snow
04:00	-10.3	-12.3	85	12	6	8.0	97.22			Snow
05:00	-10.3	-12.3	85		0	14.5	97.22			Snow
06:00	-8.8	-11.4	81		0	11.3	97.23			Snow
07:00	-7.8	-11.1	77	10	4	15.0	97.27			

08:00	-9.4	-11.9	82		0	15.0	97.37			
09:00	-9.7	-12.6	79	21	4	15.0	97.46			
10:00	-8.0	-11.4	76	18	6	6.4	97.48			
11:00	-6.3	-11.4	67	14	4	15.0	97.47			
12:00	-6.9	-11.6	69	16	6	15.0	97.48			
13:00	-6.4	-11.6	67	14	6	15.0	97.46			
14:00	-5.8	-11.2	66		0	15.0	97.45			
15:00	-6.6	-11.2	70		0	15.0	97.51			
16:00	-8.5	-12.4	73		0	15.0	97.56			
17:00	-12.4	-14.6	84		0	15.0	97.60			
18:00	-12.4	-14.4	85	3	4	15.0	97.62			
19:00	-11.7	-14.1	82		0	15.0	97.64			
20:00	-11.0	-13.3	83		0	15.0	97.63			
21:00	-12.5	-14.5	85		0	15.0	97.65			
22:00	-8.8	-11.4	81	23	6	15.0	97.67			
23:00	-8.0	-10.9	80	15	7	15.0	97.64			

--	--	--	--	--	--	--	--	--	--	--